

Elementary Statics

Moment of a Force about an Axis

Two Dimensional Systems

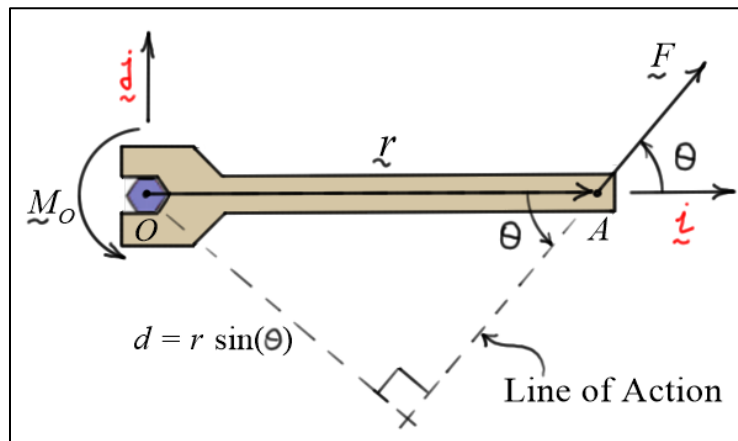
- The **moment** of a force about a **point** O can be calculated using a **cross product**.

$$\underline{M}_O = \underline{r} \times \underline{F}$$

- Here, \underline{M}_O is **perpendicular** to the plane formed by the vectors \underline{r} and \underline{F} , and it has

$$\text{magnitude } |\underline{M}_O| = |\underline{F}| d = |\underline{F}| r \sin(\theta).$$

- In the **two dimensional** system shown, \underline{M}_O represents the **moment** of the force about an **axis perpendicular** to the plane of \underline{r} and \underline{F} (in the \underline{k} direction) and passing through point O .



Three Dimensional Systems

- To find the **moment** of a force about **an axis** in three-dimensional analysis, we first calculate the **moment** about **any point on that axis**, say O , then we **project** that moment onto the axis using the dot product.

$$M_{\underline{n}\text{-axis}} = \underline{M}_O \cdot \underline{n} = (\underline{r} \times \underline{F}) \cdot \underline{n}$$

- As before, \underline{r} is a **position vector** from O to **any point** on the **line of action** of \underline{F} .

- $M_{\underline{n}\text{-axis}}$ is the **scalar moment** of \underline{F} about the **axis** passing through O and **parallel** to the **unit vector** \underline{n} . In vector form, write $\underline{M}_{\underline{n}\text{-axis}} = (\underline{M}_O \cdot \underline{n}) \underline{n}$.

- $M_{\underline{n}\text{-axis}}$ can be **positive** or **negative** depending on the angle between \underline{n} and \underline{M}_O . If it is **positive**, point your right thumb in the direction of \underline{n} and your right fingers will show the circulation

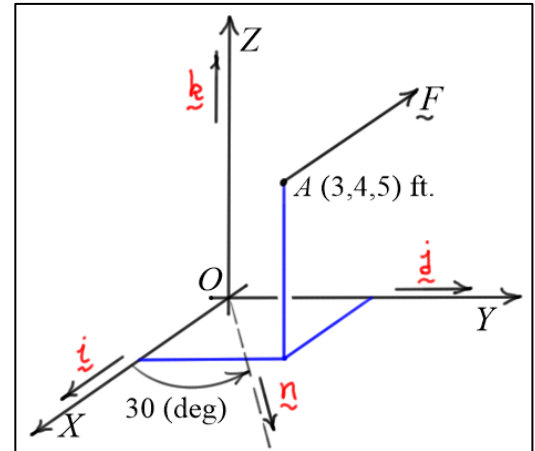
of \vec{F} about the axis. If it is **negative**, point your right thumb opposite the direction of \vec{n} and your right fingers will show the circulation of \vec{F} about the axis.

- $M_{\vec{n}\text{-axis}}$ is **zero** if \vec{F} is parallel to or intersects the axis. If \vec{F} is parallel to \vec{n} , then $\vec{r} \times \vec{F}$ is perpendicular to \vec{n} making the dot product zero. If the line of action of \vec{F} intersects the axis, the position vector \vec{r} can be chosen to be zero.

Example #1:

Given: Force $\vec{F} = -100\vec{i} + 50\vec{j} + 200\vec{k}$ (lb) located at point A with coordinates A:(3,4,5) (ft).

Find: a) M_x , M_y , and M_z the moments of \vec{F} about the X, Y, and Z axes, b) $M_{\vec{n}\text{-axis}}$ the scalar moment of \vec{F} about an axis in the X-Y plane that makes an angle of 30 (deg) with the X-axis, and c) $\vec{M}_{\vec{n}\text{-axis}}$.



Solution:

a) $\vec{M}_O = \vec{r}_{A/O} \times \vec{F}$

$$= \begin{vmatrix} \vec{i} & \vec{j} & \vec{k} \\ 3 & 4 & 5 \\ -100 & 50 & 200 \end{vmatrix} = (800 - 250)\vec{i} - (600 + 500)\vec{j} + (150 + 400)\vec{k}$$

$$= 550\vec{i} - 1100\vec{j} + 550\vec{k} \text{ (ft-lb)}$$

$$\boxed{M_x = \vec{M}_O \cdot \vec{i} = 550 \text{ (ft-lb)}}, \quad \boxed{M_y = \vec{M}_O \cdot \vec{j} = -1100 \text{ (ft-lb)}}, \quad \boxed{M_z = \vec{M}_O \cdot \vec{k} = 550 \text{ (ft-lb)}}$$

b) $\vec{n} = \cos(30)\vec{i} + \sin(30)\vec{j}$

$$\boxed{M_{\vec{n}\text{-axis}} = \vec{M}_O \cdot \vec{n} = (550\cos(30)) + (-1100 \cdot \sin(30)) + (550 \cdot 0) \approx -73.686 \approx -73.7 \text{ (ft-lb)}}$$

c) $\vec{M}_{\vec{n}\text{-axis}} = (\vec{M}_O \cdot \vec{n})\vec{n} = -73.686\vec{n} = -63.8\vec{i} - 36.8\vec{j} \text{ (ft-lb)}$

Note on Calculation of the Scalar Moment: $M_{\vec{n}\text{-axis}}$

- Calculation of the **scalar moment** can also be done in **matrix determinant form**. Simply replace the first row of the determinant by the components of \vec{n} and expand as usual.

$$M_{n\text{-axis}} = \begin{vmatrix} n_x & n_y & n_z \\ r_x & r_y & r_z \\ F_x & F_y & F_z \end{vmatrix} = n_x(r_y F_z - r_z F_y) - n_y(r_x F_z - r_z F_x) + n_z(r_x F_y - r_y F_x)$$

○ So, for the Example #1, we have

$$M_{n\text{-axis}} = \begin{vmatrix} \cos(30) & \sin(30) & 0 \\ 3 & 4 & 5 \\ -100 & 50 & 200 \end{vmatrix} = \cos(30)(800 - 250) - \sin(30)(600 + 500) \\ \approx -73.7 \text{ (ft-lb)}$$

Example #2:

Given: Force \vec{F} is applied to the rectangular plate as shown. $|\vec{F}| = 108 \text{ (lb)}$

Find: M_x , M_y , and M_z the moments of \vec{F} about the X, Y, and Z axes as shown in the diagram.

Solution:

The unit vector pointing from A to B can be calculated using the dimensions shown in the figure as follows.

$$\vec{u}_{AB} = \frac{(-4\vec{i} + 4\vec{j} - 7\vec{k})}{\sqrt{4^2 + 4^2 + 7^2}} = -\frac{4}{9}\vec{i} + \frac{4}{9}\vec{j} - \frac{7}{9}\vec{k}$$

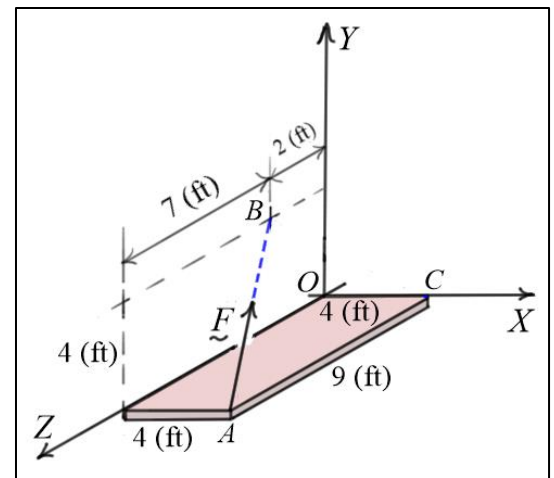
The force \vec{F} can then be written as

$$\vec{F} = 108\vec{u}_{AB} = 108\left(-\frac{4}{9}\vec{i} + \frac{4}{9}\vec{j} - \frac{7}{9}\vec{k}\right) = -48\vec{i} + 48\vec{j} - 84\vec{k}$$

The moments of \vec{F} about the X, Y, and Z axes can be calculated individually as follows.

$$M_x = \vec{M}_O \cdot \vec{i} = (\vec{r}_{A/O} \times \vec{F}) \cdot \vec{i} = \begin{vmatrix} 1 & 0 & 0 \\ 4 & 0 & 9 \\ -48 & 48 & -84 \end{vmatrix} = -9(48) \Rightarrow M_x = -432 \text{ (ft-lb)}$$

$$M_y = \vec{M}_O \cdot \vec{j} = (\vec{r}_{A/O} \times \vec{F}) \cdot \vec{j} = \begin{vmatrix} 0 & 1 & 0 \\ 4 & 0 & 9 \\ -48 & 48 & -84 \end{vmatrix} = -[4(-84) - 9(-48)] \Rightarrow M_y = -96 \text{ (ft-lb)}$$



$$M_z = \underline{M}_O \cdot \underline{k} = (\underline{r}_{A/O} \times \underline{F}) \cdot \underline{k} = \begin{vmatrix} 0 & 0 & 1 \\ 4 & 0 & 9 \\ -48 & 48 & -84 \end{vmatrix} = 4(48) \Rightarrow \boxed{M_z = 192 \text{ (ft-lb)}}$$

Check: These moments can also be calculated as follows.

$$M_x = \underline{M}_O \cdot \underline{i} = (\underline{r}_{B/O} \times \underline{F}) \cdot \underline{i} = \begin{vmatrix} 1 & 0 & 0 \\ 0 & 4 & 2 \\ -48 & 48 & -84 \end{vmatrix} = 4(-84) - 2(48) \Rightarrow \boxed{M_x = -432 \text{ (ft-lb)}}$$

$$M_y = \underline{M}_O \cdot \underline{j} = (\underline{r}_{A/O} \times \underline{F}) \cdot \underline{j} = \begin{vmatrix} 0 & 1 & 0 \\ 0 & 4 & 2 \\ -48 & 48 & -84 \end{vmatrix} = -[0(-84) - 2(-48)] \Rightarrow \boxed{M_y = -96 \text{ (ft-lb)}}$$

$$M_z = \underline{M}_O \cdot \underline{k} = (\underline{r}_{A/O} \times \underline{F}) \cdot \underline{k} = \begin{vmatrix} 0 & 0 & 1 \\ 0 & 4 & 2 \\ -48 & 48 & -84 \end{vmatrix} = -4(-48) \Rightarrow \boxed{M_z = 192 \text{ (ft-lb)}}$$